

Tan Dun

# PAPER CONCERTO

for Paper Percussion and Orchestra

Full Score

- I. Adagio sensibile
- II. Allegro scherzo
- III. Impetuoso
- IV. Andante grazioso – Festivo

*commissioned by los angeles philharmonic*

for the Preview Opening of Walt Disney Hall, designed by Frank Gehry  
With the generous support from Ronald A. Wilford Foundation for Conductors

World premiere: October 16, 2003  
by Los Angeles Philharmonic with  
David Cossin, soloist  
Conducted by Esa-Pekka Salonen

PAPER CONCERTO WAS RECORDED ON DVD BY  
Opus Arte, Tan Dun: Paper OA1013 D

Parnassus Productions Inc.  
Administrated by G. Schirmer, Inc.  
New York, NY

# Instrumentation

2 Flutes (Flute I doubling Bass Flute solo, only in the first movement)

2 Oboes

Clarinet in Bb

Bass Clarinet (doubling Eb Clarinet)

Bassoon

Contrabassoon

2 Horns in F


2 Trumpets in Bb

2 Trombones


Tuba

Timpani (5 drums, doubling Paper Strips and Slapstick) needed to prepare brushes, hard mallets, middle mallets and soft mallets.

2 Percussion players (wear soft bottom shoes or just socks, in order to walk without making noise during the performance)

1. Two large Paper Screens
2. Paper Cymbals
3. Large thick Paper Sheets (for tearing and shaking)
4. Four different size large Cardboard Sheets (thunder sheets)
5. Thin Wax Paper Bags (for blowing and popping)
6. Two pairs of Paper Strips
7. Wood drum sticks with round head  (for playing/beating on the paper screen)
8. Super thin Tracing Papers (for whistling)
9. 2 Paper Spinphones

1 Solo Percussion (wear soft bottom shoes or just socks, in order to walk without making noise during the performance):

1. One large Paper Screen
2. Super thin Tracing Papers (for whistling)
3. Paper Cymbals (strong tracing paper)
4. Two different size large Cardboard Sheets (thunder sheets)
5. One pair of Paper Strips
6. Thin Wax Paper Bags (for blowing and popping)
7. Three Paper Head Drums
8. Paper Cardboard Tube Drum (with one contact microphone)
9. Wood drum sticks with round head  (for playing/beating on the paper screen)
10. Paper Thunder Tube
11. Paper Umbrella
12. Three Paper Box Drums
13. Paper Spinphone
14. Chinese Folding Paper Fan

Harp

Strings

Maximum 16/14/12/10/8

Minimum 8/ 8/ 6/ 6/3









\* the first violins must play in the audience.

*Duration ca. 30 minutes*

# Technical Notes

1. Stereo amplification system: one microphone with stand for Bass Flute, three wireless FM microphones also needed for soloist and percussion I and II to wear (for performing with movement and traveling on the stage). One contact microphone for Paper Cardboard Tube Drum. (Total 5 microphones)
2. Eight theater stands with clipped reading lights for the first violins playing in the audience.
3. All paper instruments and 8 clipped reading lights are available on rental from Parnassus Productions, New York (phone: 1-212-627-0410 email: office@parnassusproduction)
4. A demonstration DVD of installing and playing paper instruments is available from G. Schirmer

## Performance Notes


1.  for brass: clapping the mouth piece (keep the mouth piece within the instrument)
2.  for brass: air sound only, playing instruments without pitch
3.  for percussion: pull Paper Cymbal,  
 push Paper Cymbal
4.  for strings: slap and damp the strings and fingerboard with palm
5.  for strings: ricochet
6. for all: grace notes playing on the beat (throughout the whole piece)
7. for all: the directions of the page turning (1<sup>st</sup> movement bar 20)  
turn to the left side   turn to the right side



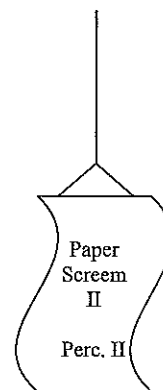
(note: the one who shares the music stand and not turns the page, should hold the music part to help the other one turning page.)

# Performance Positions

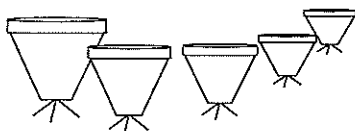
(hanging from ceiling)



(hanging from ceiling)



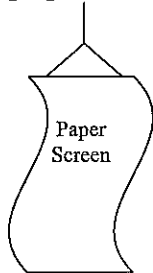
Timpani



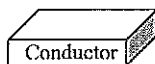
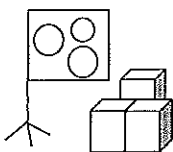
Winds and Brass

Violin II

(hanging from ceiling)



Solo



Viola

Cello

Bass

(Stage)

Violin I  
Stand 1

Stand 8

Stand 2

Stand 7

Stand 3

Audience

Stand 6

Stand 4

Stand 5

to Helmuth Rilling

# PAPER CONCERTO

for Paper Percussion and Orchestra

I

Adagio sensibile  $\text{♩} = 60$

Tan Dun

2 3 4 5

(put instrument down) (vocalize, fade in) *p*

Flute 1

(put instrument down) [m] (vocalize, fade in) *p*

Bass Flute

(put instrument down) [m] (vocalize, fade in) *p*

Oboe 1

(put instrument down) [m] (vocalize, fade in) *p*

Oboe 2

(put instrument down) [m] (vocalize, fade in) *p*

Clarinet in B $\flat$

(put instrument down) [m] (vocalize, fade in) *p*

Bass Clarinet in B $\flat$

(put instrument down) [m] (vocalize, fade in) *p*

Bassoon

(put instrument down) [m] (vocalize, fade in) *p*

Contrabassoon

(put instrument down) [m] (vocalize, fade in) *p*

Horn in F 1, 2

(put instrument down) [m] (vocalize, fade in) *p*

Trumpet in B $\flat$  1, 2

(put instrument down) [m] (vocalize, fade in) *p*

Trombone 1, 2

(put instrument down) [m] (vocalize, fade in) *p*

Tuba

opening tuning [m] (vocalize, fade in) *p*

Timpani

(crinkle paper slowly) (30") [m] (whistle on the paper) (15") (tear paper) (whistle on the paper) (15") (shake paper slowly)

Percussion 1

*p* (15") (tear paper slowly) (15") *p*

Percussion 2

(whistle on the paper) (15") (crinkle paper slowly)

Paper Solo

Harp

Adagio sensibile  $\text{♩} = 60$

(put instrument down) (vocalize, fade in) *p*

Violin I

(put instrument down) [m] (vocalize, fade in) *p*

Violin II

(put instrument down) [m] (vocalize, fade in) *p*

Viola

(put instrument down) [m] (vocalize, fade in) *p*

Violoncello

(put instrument down) [m] (vocalize, fade in) *p*

Contrabass

[m]

Note: Three paper percussionists stand behind the paper screens before the music starts, then gradually move out while playing.  
Copyright © 2004 by G. Schirmer, Inc. (ASCAP) and Tan Dun (ASCAP)

Fl. 1

Bs. Fl. pick up Bs. Fl. Bs. Fl. *mp dolce molto* *gliss.* *mp*

Ob. 1

Ob. 2

CL. in B $\flat$

Bs. Cl. in B $\flat$

Bn.

Chn.

Hn. 1, 2 in F

Tpt. 1, 2 in B $\flat$

Tbn. 1, 2

Tuba

Timp.

Perc. 1 30" (whistle) (shake paper) *p* (fade out)

Perc. 2 30" (whistle) (crinkle paper) *p*

Paper Solo (whistle) (5") (tear paper) *p* 30" (whistle) (tear paper) *p* (fade out)

Hp.

Vn. I *p dolce molto* *mf* *mp* *mf*

Vn. II

Va.

Vc.

Cb.

Subito (Andante)

3

15 16 17 18 19 20 21 22 23

(fade out) *fp* (loudly turn pages back and forth)

Fl. 1

Bs. Fl.

Ob. 1

Ob. 2

CL in B $\flat$

Bs. CL in B $\flat$

Bn.

Cbn.

Hn. 1, 2 in F

Tpt. 1, 2 in B $\flat$

Tbn. 1, 2

Tuba

Timp.

Perc. 1

Perc. 2

Paper Solo

Hp.

tear paper quickly, then shake it

(fade out)

*sf*  $\rightarrow$  *p*  $\leftarrow$  *ff*  $\rightarrow$  *p*

(drum on the paper screen with sticks)

Subito (Andante)

(strike)

Vn. I

Vn. II

Va.

Vc.

Cb.

*sf*  $\rightarrow$  *p*  $\leftarrow$  *ff*  $\rightarrow$  *p*

(loudly turn pages back and forth)

Note: Those who make the sound of "turning pages" at measure 20 should prepare a measure earlier and reach for their music on measure 19.

[illegible]



## A tempo (Adagio)

5

33

34

35

36

37

38

39

Fl. 1

Bs. Fl.

Ob. 1

Ob. 2

Cl. in B $\flat$

Bs. Cl. in B $\flat$

Bn.

Cbn.

Hr. 1, 2 in F

Tpt. 1, 2 in B $\flat$

Tbn. 1, 2

Tuba

Timp.

Perc. 1

Perc. 2

Paper Solo

Hp.

Vn. I

Vn. II

Va.

Vc.

Cb.

*mp*

*p*

*sf*

*p*

*p*

*pick up instrument*

*pick up instrument*

*pick up instrument*

*pick up instrument*

*A tempo (Adagio)*

*mp*

40 41 42 43 44 45 46 47 48

Fl. 1

Bs. Fl.

Ob. 1

Ob. 2

Cl.  
in B $\flat$

Bs. Cl.  
in B $\flat$

Bn.

Chn.

Hr. 1, 2  
in F

Tpt. 1, 2  
in B $\flat$

Tbn. 1, 2

Tuba

Timp.

Perc. 1

Perc. 2

Paper Solo

Hp.

Vn. I

Vn. II

Va.

Vc.

Ch.

*ppp*

*f*

*ppp*

*p*

*ppp*

*sf*

(fade out)

(fade out)

(fade out)

(play)

*ppp*

(play)

*ppp*

# Sensually (Adagio)

49

50

51

52

53

54

55

56

Fl. 1

Bs. Fl.

Ob. 1

Ob. 2

Cl.  
in B♭

Bs. Cl.  
in B♭

Bn.

Cbn.

Hn. 1, 2  
in F

Tpt. 1, 2  
in B♭

Tbn. 1, 2

Tuba

Timp.

Perc. 1

Perc. 2

Paper Solo

Hp.

## Sensually (Adagio)

Vn. I

Vn. II

Va.

Vc.

Cb.

drum on the paper screen with body movement

*ppp*

*mp*

*ppp*

F♯ G♭

*ff*

*gliss.*

1 1 1 3

(fade out)

*pppp*

*p*

*gliss.*

3 3 3 3

*gliss.*

1 1 1 3

(fade out)

*pppp*

*p*

*gliss.*

1 1 1 3

*gliss.*

1 1 1 3

(fade out)

*pppp*

*p*

*gliss.*

3 3 3 3

*gliss.*

1 1 1 3

(fade out)

*pppp*

*p*

*gliss.*

1 1 1 3

*gliss.*

1 1 1 3

(fade out)

*pppp*

*p*

*gliss.*

1 1 1 3

*f*

*pppp*

*p*

*gliss.*

3

FL 1

Bs. FL

Ob. 1

Ob. 2

Cl. in B♭

Bs. Cl. in B♭

Bn.

Cbn.

Hn. 1, 2 in F

Tpt. 1, 2 in B♭

Tbn. 1, 2

Tuba

Timp.

Perc. 1

Perc. 2

Paper Solo

Hp.

Vn. I

Vn. II

Va.

Vc.

Cb.

*mp* *f* *f* *p*

*mp* *ppp* *mp* *ppp*

*B♭* *f* *F* *f*

*f* *ppp* *f* *ppp* *ppp* *mf* *pppp* *ppp*

*f* *ppp* *f* *ppp* *ppp* *mf* *pppp* *ppp*

*f* *ppp* *f* *ppp* *ppp* *mf* *pppp* *ppp*

*f* *ppp* *f* *ppp* *ppp* *mf* *pppp* *ppp*

*f* *ppp* *f* *ppp* *ppp* *mf* *pppp* *ppp*

Fl. 1

Bs. Fl.

Ob. 1

Ob. 2

Cl. in B $\flat$

Bs. Cl. in B $\flat$

Bn.

Cbn.

Hn. 1, 2 in F

Tpt. 1, 2 in B $\flat$

Tbn. 1, 2

Tuba

Timp.

Perc. 1

Perc. 2

Paper Solo

Hp.

Vn. I

Vn. II

Va.

Vc.

Cb.

*f*

*mf*

*mp*

*ppp*

*fff*

*p*

*gliss.*

*div.*

*rechoche*

*unls.*

B $\flat$  C $\flat$

*ppp* *mf* *ppp* *fff* *p* *ppp* *p* *ppp* *ff*

Fl. 1

Bs. Fl.

Ob. 1

Ob. 2

Cl.  
in B $\flat$

Bs. Cl.  
in B $\flat$

Bn.

Cbn.

Hn. 1, 2  
in F

Tpt. 1, 2  
in B $\flat$

Tbn. 1, 2

Tuba

Timp.

Perc. 1

Perc. 2

Paper Solo

Hp.

Vn. I

Vn. II

Va.

Vc.

Cb.

Fl. 1

Bs. Fl.

Ob. 1

Ob. 2

Cl.  
in B $\flat$ Bs. Cl.  
in B $\flat$ 

Bn.

Cbn.

Hn. 1, 2  
in FTpt. 1, 2  
in B $\flat$ 

Tbn. 1, 2

Tuba

Timp.

Perc. 1

Perc. 2

Paper Solo

Hp.

Vn. I

Vn. II

Va.

Vc.

Cb.

Paper Whistle

Paper Whistle

Paper Whistle

solo

F $\sharp$  C $\sharp$ 

f

B $\flat$ 

mf

ppp

ppp

FL. 1

Bs. Fl.

mp

ff

p

to Flute

Ob. 1

Ob. 2

Cl.  
in B $\flat$

Bs. Cl.  
in B $\flat$

Bn.

Cbn.

Hn. 1, 2  
in F

Tpt. 1, 2  
in B $\flat$

Tbn. 1, 2

Tuba

Timp.

Perc. 1

tear paper quickly, then shake it (use large paper)

$sf$   $\rightarrow$   $p$

$f$   $\rightarrow$   $ppp$

fade out

Perc. 2

tear paper quickly, then shake it (use large paper)

$sf$   $\rightarrow$   $p$

$f$   $\rightarrow$   $ppp$

fade out

Paper Solo

tear paper quickly, then shake it (use the same whistling paper)

$sf$   $\rightarrow$   $p$

$f$   $\rightarrow$   $ppp$

fade out

Hp.

$f$   $\rightarrow$   $ppp$

G $_4$

Vn. I

Vn. II

Va.

Vc.

Cb.

rit.

rit.

ppp



# Allegro scherzo ♩=66, ♩=132

11

13

1 2 3 4 5 6

Flute 1 *fff*

Flute 2 *fff*

Oboe 1 *fff*

Oboe 2 *fff*

Clarinet in B♭ *fff*

Bass Clarinet in B♭ *fff*

Bassoon *fff*

Contrabassoon *fff*

Horn in F 1, 2 *fff*

Trumpet in B♭ 1, 2 *fff*

Trombone 1, 2 *fff*

Tuba *fff*

Timpani *fff*

Percussion 1

Percussion 2

Paper Solo

Harp *fff*

## Allegro scherzo ♩=66, ♩=132

Violin I *fff* *pizz.* *f* *arco* *fff* *fff* *f* *pizz.*

Violin II *fff* *pizz.* *f* *arco* *fff* *fff* *f* *pizz.*

Viola *fff* *pizz.* *f* *arco* *fff* *fff* *f* *pizz.*

Violoncello *fff* *pizz.* *f* *arco* *fff* *fff* *f* *pizz.*

Contrabass *fff* *pizz.* *f* *arco* *fff* *fff*

7 8 9 10 11 12

Fl. 1

Fl. 2

Ob. 1

Ob. 2

Cl.  
in B $\flat$

Bs. Cl.  
in B $\flat$

Bn.

Cbn.

Hr. 1, 2  
in F

Tpt. 1, 2  
in B $\flat$

Tbn. 1, 2

Tuba

Timp.

Perc. 1

Perc. 2

Paper Solo

Hp.

Vn. I

Vn. II

Va.

Vc.

Cb.

*mp*

*fff*

*gliss. to as low as possible*

*sf*

*p*

*a2*

*gliss. to as low as possible*

*gliss. to as low as possible*

*gliss. to as low as possible*

*gliss. to as low as possible*

*gliss.*

*f*

*fff*

*arco*

*mp*

*fff*

*arco*

*mp*

*fff*

*arco*

*mp*

*fff*

*arco*

*mp*

*fff*

*pizz.*

*f*

*fff*

*mp*

*fff*

13

14

15

16

17

18

19

20

FL. 1

FL. 2

Ob. 1

Ob. 2

Cl. in B $\flat$

Bs. Cl. in B $\flat$

Bn.

Cbn.

*p* *fff*

Hrn. 1, 2 in F

Tpt. 1, 2 in B $\flat$

Tbn. 1, 2

Tuba

*p* *fff*

Timp.

*f* *ff* *fff*

Perc. 1

Perc. 2

Paper Solo

*fff*

Hp.

Vn. I

Vn. II

Va.

Vc.

Cb.

Paper Screen Drum

*fff*

Paper Screen Drum

*fff*

Paper Screen Drum

*fff*

*V* *V* *V* *V* *V* *V*

21 *Alla tempo*  
*senza misura*

22

Fl. 1

Fl. 2

Ob. 1

Ob. 2

Cl.  
in B $\flat$

Bs. Cl.  
in B $\flat$

Bn.

Cbn.

Hn. 1, 2  
in F

Tpt. 1, 2  
in B $\flat$

Tbn. 1, 2

Tuba

Timp.

Perc. 1

Perc. 2

Paper Solo

Hp.

Vn. I

Vn. II

Va.

Vc.

Cb.

*sfz* *fff* *f* *mf* *mp* *fade out*

*sfz* *fff* *f* *mf* *mp* *fade out*

*sf*

*mp* *melancolia* *mf*

*Adagio*  
sing through paper cymbal  
shaking vibrato

*pizz.* (keep the tempo  $\text{♩} = 66$ )

Fl. 1

Fl. 2

Ob. 1

Ob. 2

Cl.  
in B $\flat$

Bs. Cl.  
in B $\flat$

Bn.

Cbn.

Hr. 1, 2  
in F

Tpt. 1, 2  
in B $\flat$

Tbn. 1, 2

Tuba

Timp.

Perc. 1

Perc. 2

Paper Solo

Hp.

Vn. I

Vn. II

Va.

Vc.

Cb.

Alla tempo with Ch. ( $\text{♩} = 66$ )  
play Paper Cymb.

(Adagio)  
sing through Paper Cymb.

*fff*

*mp*

25 26 27 28 29 30 31 32

*alla misura* ( $\text{♩} = 66$ )

Fl. 1  
Fl. 2  
Ob. 1  
Ob. 2  
Cl. in B $\flat$   
Bs. Cl. in B $\flat$   
Bn.  
Cbn.  
Hn. 1, 2 in F  
Tpt. 1, 2 in B $\flat$   
Tbn. 1, 2  
Tuba  
Timp.  
Perc. 1  
Perc. 2  
Paper Solo  
Hp.  
Vn. I  
Vn. II  
Va.  
Vc.  
Cb.

*dolce melancolia* *mp*

*(Alla tempo ♩ = 66)*  
play Paper Cymb.

*(Adagio)*  
sing through Paper Cymb.

*fff* *mp* *mp* *p*

*B $\flat$  mp* *mf*

*alla misura* ( $\text{♩} = 66$ )

*pizz.* *mf*

33 34 35 36 37 38 39 40 41

Fl. 1  
Fl. 2  
Ob. 1  
Ob. 2  
Cl. in Bb  
Bs. Cl. in Bb  
Bn.  
Cbn.  
Hr. 1, 2 in F  
Tpt. 1, 2 in Bb  
Tbn. 1, 2  
Tuba  
Timp.  
Perc. 1  
Perc. 2  
Paper Solo  
Hp.  
Vn. I  
Vn. II  
Va.  
Vc.  
Cb.

*mp*  
*mp*  
*mp*  
*mp*  
*mp*  
*mp*  
*mp*  
*gliss.*  
*gliss.*  
*gliss.*  
*gliss.*  
*gliss.*  
*gliss.*  
*fp*  
*fp*  
*fp*  
*fp*  
*fp*  
*mp*  
*fff*  
*p*  
*f*  
*ff*

FL. 1

FL. 2

Ob. 1

Ob. 2

CL  
in B $\flat$

Bs. CL  
in B $\flat$

Bn.

Cbn.

Hr. 1, 2  
in F

Tpt. 1, 2  
in B $\flat$

Tbn. 1, 2

Tuba

Timp.

Perc. 1

Perc. 2

Paper Solo

Hp.

Vn. I

Vn. II

Va.

Vc.

Cb.



Fl. 1

Fl. 2

Ob. 1

Ob. 2

Cl.  
in B $\flat$

Bs. Cl.  
in B $\flat$

Bn.

Cbn.

Hr. 1, 2  
in F

Tpt. 1, 2  
in B $\flat$

Tbn. 1, 2

Tuba

Timp.

Perc. 1  
*mp* *fff* *mp* *fff* *mp*

Perc. 2  
*mp* *fff* *mp* *fff* *mp*

Paper Solo  
*mp* *fff* *mp* *fff* *mp*

Hp.  
*fff*

Vn. I  
*pizz.* *f*

Vn. II  
*f* *p* *f*

Va.  
*f* *p* *f*

Vc.  
*f* *p* *f*

Cb.  
*f* *p* *f*

59 60 61 62 63 64 65 66 67

Fl. 1  
Fl. 2  
Ob. 1  
Ob. 2  
Cl. in B $\flat$   
Bs. Cl. in B $\flat$   
Bn.  
Cbn.  
Hn. 1, 2 in F  
Tpt. 1, 2 in B $\flat$   
Tbn. 1, 2  
Tuba  
Timp.  
Perc. 1  
Perc. 2  
Paper Solo  
Hp.  
Vn. I  
Vn. II  
Va.  
Vc.  
Cb.

This musical score page contains measures 59 through 67. The woodwind section (Flutes 1 & 2, Oboes 1 & 2, Clarinet in B $\flat$ , Bassoon, and Contrabassoon) plays a melodic line starting in measure 60, with dynamics *f*, *p*, and *mp*. The brass section (Horns 1 & 2 in F, Trumpets 1 & 2 in B $\flat$ , Trombones 1 & 2, and Tuba) provides harmonic support with *f* dynamics. The percussion section (Percussion 1 & 2, Paper Solo, and Timpani) features a rhythmic pattern of eighth notes with *mf* dynamics. The string section (Violins I & II, Viola, Violoncello, and Contrabass) plays a melodic line with *p* and *f* dynamics. The piano part (Hp.) is present but contains no notation.

Fl. 1

Fl. 2

Ob. 1

Ob. 2

CL  
in B $\flat$

Bs. Cl.  
in B $\flat$

Bn.

Cbn.

Hr. 1, 2  
in F

Tpt. 1, 2  
in B $\flat$

Tbn. 1, 2

Tuba

Timp.

Perc. 1

Perc. 2

Paper Solo

Hp.

Vn. I

Vn. II

Va.

Vc.

Cb.

*gliss.*

*fff*

*mp*

*mf*

*f*

*arco*

*gliss.*

76 77 78 79 80 81 82 83 84

Fl. 1 *fff* *p* *fff* *fff*

Fl. 2 *fff* *p* *fff* *fff*

Ob. 1 *fff* *p* *fff* *fff*

Ob. 2 *fff* *p* *fff* *fff*

Cl. in B $\flat$  *fff* *p* *fff* *fff*

Bs. Cl. in B $\flat$  *fff* *p* *fff* *fff*

Bn. *fff* *p* *fff* *fff*

Cbn. *fff* *p* *fff* *fff*

Hn. 1, 2 in F *gliss. to as low as possible* *a2* *fff* *fff*

Tpt. 1, 2 in B $\flat$  *sfz* *gliss. to as low as possible* *p* *fff* *a2*

Tbn. 1, 2 *gliss. to as low as possible* *p* *fff* *a2*

Tuba *sfz* *gliss. to as low as possible* *p* *fff*

Timp. *use Paper Strips to play* *f* *p* *f*

Perc. 1 *fff*

Perc. 2 *fff*

Paper Solo *fff*

Hp. *fff* *gliss.* *E $\flat$*  *ffff*

Vn. I *mp* *fff* *sul G* *fff*

Vn. II *mp* *fff* *sul G* *fff*

Va. *mp* *fff* *sul G* *fff*

Vc. *mp* *fff* *fff*

Cb. *mp* *fff* *fff*

Fl. 1  
Fl. 2  
Ob. 1  
Ob. 2  
Cl. in Bb  
Bs. Cl. in Bb  
Bn.  
Cbn.  
Hn. 1, 2 in F  
Tpt. 1, 2 in Bb  
Tbn. 1, 2  
Tuba.  
Timp.  
Perc. 1  
Perc. 2  
Paper Solo  
Hp.  
Vn. I  
Vn. II  
Va.  
Vc.  
Cb.

Fl. 1

Fl. 2

Ob. 1

Ob. 2

Cl. in B $\flat$

Bs. Cl. in B $\flat$

Bn.

Cbn.

Hr. 1, 2 in F

Tpt. 1, 2 in B $\flat$

Tbn. 1, 2

Tuba

Timp.

Perc. 1

Perc. 2

Paper Solo

Hp.

Vn. I

Vn. II

Va.

Vc.

Cb.

100

Fl. 1

Fl. 2

Ob. 1

Ob. 2

Cl.  
in B $\flat$

Bs. Cl.  
in B $\flat$

Bn.

Cbn.

Hr. 1, 2  
in F

Tpt. 1, 2  
in B $\flat$

Tbn. 1, 2

Tuba

Timp.

Perc. 1

Perc. 2

Paper Solo

Hp.

Vn. I

Vn. II

Va.

Vc.

Cb.

to Eb Cl.

Paper Cymb.

*mp*

*mp*

10"

turning the stick of the Paper Spinphone

*p*

*f*

*sf*

spinning

improvise  
with turning  
and spinning

(keep the tempo)

(keep the tempo)

**Alla tempo**  
*senza misura*

FL 1

FL 2

Ob. 1

Ob. 2

Cl.  
in B $\flat$

(Adagio)

E $\flat$  Cl.  
solo

gliss.

mp dolce

fff mp

gliss.

gliss.

gliss.

fff

B $\flat$  Cl.

Bn.

Cbn.

Hr. 1, 2  
in F

Tpt. 1, 2  
in B $\flat$

Tbn. 1, 2

Tuba

Timap.

Perc. 1

Perc. 2

Paper Solo

spinning

fff

Hp.

Vn. I

Vn. II

Va.

Vc.

Cb.



102 **A tempo** ( $\text{♩} = 66$ ) *alla misura* 103

104

105

Fl. 1

Fl. 2

Ob. 1

Ob. 2

Cl. in B♭

E♭ Cl.

Bn.

Cbn.

Hr. 1, 2 in F

Tpt. 1, 2 in B♭

Tbn. 1, 2

Tuba

Timp.

Perc. 1

Perc. 2

Paper Solo

Hp.

Vn. I

Vn. II

Va.

Vc.

Cb.

*f*

*gliss.*

*fff*

*p*

*f*

*mf*

*p*

*ff*

*ff*

*fff*

*p*

*spin*

*E♭ G♭ A♭ B♭*

*gliss.*

*f*

*gliss.*

**A tempo** ( $\text{♩} = 66$ ) *alla misura*

*mf*

*sf*

*mf*

*sf*

*mf*

*sf*

*arco*

*sf*

*sf*

Fl. 1 *mf*

Fl. 2 *mf*

Ob. 1 *mf*

Ob. 2 *mf*

Cl. in B $\flat$  *mf*

E $\flat$  Cl. *mf*

Bn. *mf*

Cbn. *mf*

Hn. 1, 2 in F

Tpt. 1, 2 in B $\flat$

Tbn. 1, 2

Tuba

Timp. *mf* *p* *mf* *p*

Perc. 1

Perc. 2

Paper Solo *mf* *p*

Hp. *gliss.* *f* *gliss.*

Vn. I *arco* *p dolce molto* *f* *p* *pp* *f* *gliss.*

Vn. II *V* *n* *V*

Va. *V* *n* *V*

Vc. *V*

Cb. *sf* *sf*

Detailed description: This is a page of a musical score, page 30, containing measures 106 through 109. The score is for a large orchestra and solo instruments. The woodwinds (Flutes 1 & 2, Oboes 1 & 2, Clarinet in B-flat, E-flat Clarinet, Bassoon, and Contrabassoon) and strings (Violins I & II, Viola, Violoncello, and Contrabass) are all marked *mf* in measure 106. In measure 107, the woodwinds and strings continue with *mf*. In measure 108, the woodwinds and strings are marked *mf*, while the percussion (Timp., Perc. 1, Perc. 2) and Paper Solo are marked *p*. In measure 109, the woodwinds and strings are marked *p*, while the percussion and Paper Solo are marked *p*. The Harp (Hp.) has a *gliss.* in measure 108 and a *f* in measure 109. The Violin I (Vn. I) has a *gliss.* in measure 109. The Violin II (Vn. II), Viola (Va.), Violoncello (Vc.), and Contrabass (Cb.) have various markings including *V*, *n*, *V*, and *sf*.

Fl. 1

Fl. 2

Ob. 1

Ob. 2

Cl.  
in B♭

E♭ Cl.

Bn.

Cbn.

Hn. 1, 2  
in FTpt. 1, 2  
in B♭

Tbn. 1, 2

Tuba

Timp.

Perc. 1

Perc. 2

Paper Solo

Hp.

Vn. I

Vn. II

Va.

Vc.

Cb.

*mf**mf**mf**mf**mf**mf**mf*

to Bs. Cl.

*mf*

turning the stick of the spinphone

*p* *f* *sf*

turning the stick of the spinphone

*p* *f* *sf*

turning the stick of the spinphone

*p* *f* *sf*

Fl. 1

Fl. 2

Ob. 1

Ob. 2

Cl.  
in B♭

E♭ Cl.

Bn.

Cbn.

Hn. 1, 2  
in F

Tpt. 1, 2  
in B♭

Tbn. 1, 2

Tuba

Timp.

Perc. 1

Perc. 2

Paper Solo

Hp.

Vn. I

Vn. II

Va.

Vc.

Cb.

*p* *f* *sf* *p* *f* *sf* *p* *f* *sf* *p* *f* *sf*

Folding Paper Fan

*mf*

*gliss.* *mp* *mf* *mf*

pizz. behind bridge

*f* pizz. behind bridge

*f* pizz. behind bridge

*f* pizz. behind bridge

*f* pizz. behind bridge

*f*

[illegible]

FL 1

FL 2

Ob. 1

Ob. 2

Cl.  
in B $\flat$

Bs. Cl.  
in B $\flat$

Bn.

Cbn.

Hn. 1, 2  
in F

Tpt. 1, 2  
in B $\flat$

Tbn. 1, 2

Tuba

Timp.

Perc. 1

Perc. 2

Paper Solo

Hp.

Vn. I

Vn. II

Va.

Vc.

Cb.

Impetuoso ♩ = 70

2

III

3

4

35

Flute 1

Flute 2

Oboe 1

Oboe 2

Clarinet in B♭

Bass Clarinet in B♭

Bassoon

Contrabassoon

Horn in F 1, 2

Trumpet in B♭ 1, 2

Trombone 1, 2

Tuba

Timpani

Percussion 1

Percussion 2

Paper Solo

Harp

Violin I

Viola II

Viola

Violoncello

Contrabass

shake Paper Board

PPP mp PPP f PPP

shake Paper Board

PPP mp PPP f PPP

play Paper Thunder Tube with hand/palm

15"

shake Paper Board (one hand)

fade in PPP f PPP fade out

Impetuoso ♩ = 70

Fl. 1

Fl. 2

Ob. 1

Ob. 2

CL  
in B $\flat$

Bs. CL.  
in B $\flat$

Bn.

Cbn.

Hn. 1, 2  
in F

Tpt. 1, 2  
in B $\flat$

Tbn. 1, 2

Tuba

Timp.

Perc. 1

Perc. 2

Paper Solo

Hp.

Vn. I

Vn. II

Va.

Vc.

Cb.

*sf* *f* *f* *sf*

*sf* *f* *f* *sf*

*sf* *f*

right hand left hand R. L. R.

*sf* *sf* *sf* *sf* *sf*

C $\sharp$  B $\flat$   
E $\sharp$  F $\flat$  *ppp*



FL. 1

FL. 2

Ob. 1

Ob. 2

Cl. in Bb

Bs. Cl. in Bb

Bn.

Cbn.

Hn. 1, 2 in F

Tpt. 1, 2 in Bb

Tbn. 1, 2

Tuba

Timp.

Perc. 1

Perc. 2

Paper Solo

Hip.

Vn. I

Vn. II

Va.

Vc.

Cb.

prepare Paper Bag

prepare Paper Bag

(improvise on two hands) 10"

*ppp* *f* *sf* *sf*

*ppp* *f* *sf* *sf*

*f* *sf* *sf*

*fff* *fff*

Fl. 1

Fl. 2

Ob. 1

Ob. 2

Cl.  
in B $\flat$

Bs. CL  
in B $\flat$

Bn.

Cbn.

Hrn. 1, 2  
in F

Tpt. 1, 2  
in B $\flat$

Tbn. 1, 2

Tuba

Timp.

Perc. 1

Perc. 2

Paper Solo

Hp.

Vn. I

Vn. II

Va.

Vc.

Cb.

blow paper bag  
exhale

inhale

exhale

inhale

blow paper bag  
exhale

inhale

exhale

inhale

R. L. R. L. R. L. R. L. R. L.

*mp*

*ffp*

*ppp*

*fff*

*ppp*

Fl. 1

Fl. 2

Ob. 1

Ob. 2

Cl.  
in B $\flat$

Bs. Cl.  
in B $\flat$

Bn.

Cbn.

Hrn. 1, 2  
in F

Tpt. 1, 2  
in B $\flat$

Tbn. 1, 2

Tuba

Timp.

Perc. 1

Perc. 2

Paper Solo

Hp.

Vn. I

Vn. II

Va.

Vc.

Cb.

exhale

hold the action  
paper bag popping

*fff*

exhale

hold the action  
paper bag popping

*fff*

*fff*

*ppp*

*fff*

arco

*ppp*

arco

*fff*

*p*

*f*

*f*

*p*

*f*

*f*

Fl. 1

Fl. 2

Ob. 1

Ob. 2

Cl.  
in B $\flat$

Bs. Cl.  
in B $\flat$

Bn.

Cbn.

Hn. 1, 2  
in F

Tpt. 1, 2  
in B $\flat$

Tbn. 1, 2

Tuba

Timp.

Perc. 1

Perc. 2

Paper Solo

Paper Umbrella  
play 5 times

open close spin

(slowly walk and play  
around to the side of the stage)

Hp.

Vn. I

Vn. II

Va.

Vc.

Cb.

*ppp* *fff* *p* *f* (*f*) *ppp* *fff*

Fl. 1

Fl. 2

Ob. 1

Ob. 2

Cl. in B $\flat$

Bs. Cl. in B $\flat$

Bn.

Cbn.

Hn. 1, 2 in F

Tpt. 1, 2 in B $\flat$

Tbn. 1, 2

Tuba

Timp.

Perc. 1

Perc. 2

Paper Solo

Hp.

Vn. I

Vn. II

Va.

Vc.

Cb.

use two hands play with two card boards

*p*  $\rightarrow$  *mp* *mf* *f* *fff* *sfz* *f*

*p*  $\rightarrow$  *mp* *mf* *f* *fff* *sfz* *f*

*fff* *ppp* *fff* *ppp* *fff* *ppp*

*p* *ppp* *fff* *sfz* *ppp* *p*

*p* *ppp* *fff* *sfz* *ppp* *p*

*p* *ppp* *fff* *sfz* *ppp* *p*

Fl. 1

Fl. 2

Ob. 1

Ob. 2

Cl.  
in B $\flat$

Bs. Cl.  
in B $\flat$

Bn.

Cbn.

Hn. 1, 2  
in F

Tpt. 1, 2  
in B $\flat$

Tbn. 1, 2

Tuba

Timp.

Perc. 1

Perc. 2

Paper Solo

Hp.

Vn. I

Vn. II

Va.

Vc.

Cb.

till here,  
the soloist disappears from the side of the stage

Fl. 1

Fl. 2

Ob. 1

Ob. 2

CL  
in B $\flat$

Bs. Cl.  
in B $\flat$

Bn.

Cbn.

Hn. 1, 2  
in F

Tpt. 1, 2  
in B $\flat$

Tbn. 1, 2

Tuba

Timp.

Perc. 1

Perc. 2

Paper Solo

Hp.

Vn. I

Vn. II

Va.

Vc.

Cb.

Fl. 1

Fl. 2

Ob. 1

Ob. 2

Cl.  
in B $\flat$

Bs. Cl.  
in B $\flat$

Bn.

Cbn.

Hn. 1, 2  
in F

Tpt. 1, 2  
in B $\flat$

Tbn. 1, 2

Tuba

Timp.

Perc. 1

Perc. 2

Paper Solo

Hp.

Vn. I

Vn. II

Va.

Vc.

Cb.

*senza sord.*

*fff* *ppp* *fff* *fff* *fff*

*p* *mp* *mf* *f* *fff* *sfz* *f* *p* *mp* *mf*

*f* *mp* *mf*

Paper Strips (play 8 times)

*f* *mp* *mf*





Fl. 1

Fl. 2

Ob. 1

Ob. 2

CL  
in B $\flat$

Bs. CL  
in B $\flat$

Bn.

Cbn.

Hr. 1, 2  
in F

Tpt. 1, 2  
in B $\flat$

Tbn. 1, 2

Tuba

Timp.

Perc. 1

Perc. 2

Paper Solo

Hp.

Vn. I

Vn. II

Va.

Vc.

Cb.

FL 1

FL 2

Ob. 1

Ob. 2

CL  
in Bb

Bs. Cl.  
in Bb

Bn.

Cbn.

Hr. 1, 2  
in F

Tpt. 1, 2  
in Bb

Tbn. 1, 2

Tuba

*p* *tr* *ppp* *fff* *ppp* *p*

use brush, after hitting stay on the head to rub

Temp.

Perc. 1

blow paper bag ex. in. ex. in. ex. in.

Perc. 2

blow paper bag ex. in. ex. in. ex. in.

Paper Solo

Hp.

*aliss.* *mf*

Vn. I

Vn. II

Va.

Vc.

Cb.

*p* *tr* *ppp* *fff* *sfp* *ppp* *p*

Fl. 1

Fl. 2

Ob. 1

Ob. 2

Cl.  
in B $\flat$ Bs. Cl.  
in B $\flat$ 

Bn.

Cbn.

Hn. 1, 2  
in FTpt. 1, 2  
in B $\flat$ 

Tbn. 1, 2

Tuba

Timp.

Perc. 1

Perc. 2

Paper Solo

Hp.

Vn. I

Vn. II

Va.

Vc.

Cb.

41 42 43

Fl. 1 *ppp* *fff* *ppp* *fff* *ppp* *fff* *sfz* *ppp* *p*

Fl. 2 *ppp* *fff* *ppp* *fff* *ppp* *fff* *sfz* *ppp* *p*

Ob. 1 *ppp* *fff* *ppp* *fff* *ppp* *fff* *sfz* *ppp* *p*

Ob. 2 *ppp* *fff* *ppp* *fff* *ppp* *fff* *sfz* *ppp* *p*

Cl. in B $\flat$  *ppp* *fff* *ppp* *fff* *ppp* *fff* *sfz* *ppp* *p*

Bs. Cl. in B $\flat$  *ppp* *fff* *ppp* *fff* *ppp* *fff* *sfz* *ppp* *p*

Bn. *ppp* *fff* *ppp* *fff* *ppp* *fff* *sfz* *ppp* *p*

Cbn. *ppp* *fff* *ppp* *fff* *ppp* *fff* *sfz* *ppp* *p*

Hn. 1, 2 in F *ppp* *fff* *ppp* *fff* *ppp* *fff* *sfz* *ppp* *p*

Tpt. 1, 2 in B $\flat$  *ppp* *fff* *ppp* *fff* *ppp* *fff* *sfz* *ppp* *p*

Tbn. 1, 2 *ppp* *fff* *ppp* *fff* *ppp* *fff* *sfz* *ppp* *p*

Tuba *ppp* *fff* *ppp* *fff* *ppp* *fff* *sfz* *ppp* *p*

Timp. *f* *f* *f* *f* *f* *f* *f* *f* *f*

Perc. 1 ex. in. ex. in. ex. in. ex. in.

Perc. 2 ex. in. ex. in. ex. in. ex. in.

Paper Solo

Hp. *mf*

Vn. I *ppp* *fff* *ppp* *fff* *ppp* *fff* *sfz* *ppp* *p*

Vn. II *ppp* *fff* *ppp* *fff* *ppp* *fff* *sfz* *ppp* *p*

Va. *ppp* *fff* *ppp* *fff* *ppp* *fff* *sfz* *ppp* *p*

Vc. *ppp* *fff* *ppp* *fff* *ppp* *fff* *sfz* *ppp* *p*

Cb. *ppp* *fff* *ppp* *fff* *ppp* *fff* *sfz* *ppp* *p*

42

FL. 1

FL. 2

Ob. 1

Ob. 2

Cl. in B $\flat$

Bs. Cl. in B $\flat$

Bn.

Cbn.

Hrn. 1, 2 in F

Tpt. 1, 2 in B $\flat$

Tbn. 1, 2

Tuba

Timp.

Perc. 1

Perc. 2

Paper Solo

Hp.

Vn. I

Vn. II

Va.

Vc.

Cb.

43

Fl. 1

Fl. 2

Ob. 1

Ob. 2

Cl. in B $\flat$

Bs. Cl. in B $\flat$

Bn.

Cbn.

Hr. 1, 2 in F

Tpt. 1, 2 in B $\flat$

Tbn. 1, 2

Tuba

Timp.

Perc. 1

Perc. 2

Paper Solo

Hp.

Vn. I

Vn. II

Va.

Vc.

Cb.

use mallets

*mf* *ppp* *f* *ppp* *ff*

in. ex. in. ex. in. ex. in. ex. in.

in. ex. in. ex. in. ex. in. ex. in.

*pliss.* *f*

*pppp*  
Note: the dynamic contrast on bar 51 between the first violins and other strings will be improvised by the conductor.

*attacca*





5 6 7 8

Fl. 1

Fl. 2

Ob. 1

Ob. 2

Cl. in B $\flat$

B $\flat$  Cl.

Bn.

Cbn.

Hn. 1, 2 in F

Tpt. 1, 2 in B $\flat$

Tbn. 1, 2

Tuba

Timp.

Perc. 1

Perc. 2

Paper Solo

Hp.

Vn. I

Vn. II

Va.

Vc.

Cb.

*mp* *mf*

*gliss.*

*ppp* *mf*

*mp* *mf*

*f* *ppp* *mf*

*con sord.* 1. *p* *mp* *p*

*a2 +* *mp* *mf*

*p dolce* *mf*

*ppp*

*ppp*

9 10 11 12

Fl. 1 *mp* *f* *ppp* *mf* *p*

Fl. 2 *p* *f* *ppp* *mf* *p*

Ob. 1 *p* *f* *ppp* *mf* *p*

Ob. 2 *mp* *p* *f* *ppp* *mf* *p*

Cl. in B $\flat$  *mp* *p* *f* *ppp* *mf* *p*

E $\flat$  Cl. *p* *f* *ppp* *mf* *p*  
to Bs. Cl.

Bn. *p* *f* *ppp* *mf* *p*

Cbn. *mf* *mp* *mf* *p*

Hn. 1, 2 in F *p senza sord.* *f* *mf* *mp* *mf* *p*

Tpt. 1, 2 in B $\flat$  *p* *f* *mf* *mp* *p* *mf*

Tbn. 1, 2 *p* *f* *mf* *mp* *mf* *p*

Tuba *p* *f* *mf* *mp* *mf* *p*

Timp. *mf* *p* *f* *mf* *ppp*

Perc. 1

Perc. 2

Paper Solo

Hp. *mf* G $\flat$  C $\flat$

Vn. I *p* *f* *fff dolce* *mf*

Vn. II *p* *f* *fff dolce* *mf*

Va. *p* *f* *fff dolce* *mf*

Vc. *ord. tr.* *f* *mp* *f* *fff dolce* *mf*

Cb. *ord. tr.* *f* *mp* *f* *fff* *p*

Fl. 1 *mp* *PPP*

Fl. 2 *mp* *PPP*

Ob. 1 *p* *f* *PPP*

Ob. 2 *p* *f* *PPP*

Cl. in B $\flat$  *mp* *PPP*

E $\flat$  Cl.

Bn. *mp* *PPP*

Cbn. *mp* *PPP*

Hr. 1, 2 in F *mp* *PPP* *mp*

Tpt. 1, 2 in B $\flat$  *PPP* *mp*

Tbn. 1, 2 *mp* *PPP* *mp dolce* *fp*

Tuba *mp* *PPP* *mp*

Timp. *mf*

Perc. 1 wave paper screen *mf*

Perc. 2 wave paper screen *mf*

Paper Solo

Hp. *solo* *ff* *f* *p*

Vn. I *ord. V* *mp dolce* *f*

Vn. II *mp* *PPP*

Va. *mp* *PPP*

Vc. *mp* *PPP*

Cb. *mp* *PPP*

Fl. 1

Fl. 2

Ob. 1

Ob. 2

Cl.  
in B $\flat$

E $\flat$  Cl.

Bn.

Cbn.

Hr. 1, 2  
in F

Tpt. 1, 2  
in B $\flat$

Tbn. 1, 2

Tuba

Timp.

Perc. 1

Perc. 2

Paper Solo

Hp.

Vn. I

Vn. II

Va.

Vc.

Cb.

*ppp* *mf* *p* *mf* *p*

*ppp* *mf* *p* *mf*

*fp* *dolce* *mp* *fp* *mp* *fp* *mf* *p*

*ppp* *mf* *p* *mf* *p*

*p* *f* *ppp*

*mf* *Cl*

*mp* *f* *p*

*fff dolce* *mf*

*fff dolce* *mf*

*fff dolce* *mf*

*p* *tr* *tr* *p*

Fl. 1 *mp* *ppp*

Fl. 2 *mp* *ppp*

Ob. 1 *p* *f* *ppp*

Ob. 2 *p* *f* *ppp*

Cl. in B $\flat$  *mp* *ppp*

E $\flat$  Cl.

Bn. *mp* *ppp*

Cbn. *mp* *ppp*

Hr. 1, 2 in F *mp* *ppp* *mp*

Tpt. 1, 2 in B $\flat$  *ppp* *mp*

Tbn. 1, 2 *mp* *ppp* *mp dolce* *mf*

Tuba *mp* *ppp* *mp*

Timp. *mf*

Perc. 1 *mf*

Perc. 2 *mf*

Paper Solo paper card board tube drum *mp*

Hp. solo *f* *3* *C $\flat$*  *f* *p*

Vn. I *mp dolce* *f*

Vn. II *mp* *ppp* put bow down

Va. *mp* *ppp* put bow down

Vc. *mp* *ppp* put bow down

Gb. *mp* *ppp* put bow down

Fl. 1

Fl. 2

Bs. Fl.

Ob. 1

Ob. 2

Cl.  
in B $\flat$

E $\flat$  Cl.

Bn.

Cbn.

Hr. 1, 2  
in F

Tpt. 1, 2  
in B $\flat$

Tbn. 1, 2

Tuba

Timp.

Perc. 1

Perc. 2

Paper Solo

Hp.

Vn. I

Vn. II

Va.

Vc.

Cb.

*ppp* *mf* *mp*

*ppp* *mf* *mp*

*f* *dolce* *mp* *mf* *f* *mp*

*ppp* *mf* *mp*

*p* *mf* *p*

*mp* *f*

*p* *fff*

pizz. without holding bow

pizz. without holding bow

pizz. without holding bow

pizz. without holding bow

pizz. without holding bow

Fl. 1 put instrument down

Fl. 2 put instrument down

Ob. 1 put instrument down

Ob. 2 put instrument down

Cl. in B $\flat$  put instrument down

B $\flat$  Cl. put instrument down

Bn. put instrument down

Cbn. put instrument down

Hr. 1, 2 in F

Tpt. 1, 2 in B $\flat$

Tbn. 1, 2

Tuba

Timp.

Perc. 1 20" fade out

Perc. 2 20" fade out

Paper Solo improvise 20" *cresc. accel. poco a poco* *allargando* *sfz* *fff*

Hp.

Vn. I *p* fade out *ppp*

Vn. II *p* fade out *ppp*

Va. *p* fade out *ppp*

Vc. *p* fade out *ppp*

Cb. *p* fade out *ppp*

Fl. 1

Fl. 2

Ob. 1

Ob. 2

Cl. in B $\flat$

B $\flat$  Cl.

Bn.

Cbn.

Hn. 1, 2 in F

Tpt. 1, 2 in B $\flat$

Tbn. 1, 2

Tuba

Timp. *Paper Strips*

Perc. 1 *Paper Strips*

Perc. 2 *Paper Strips*

Paper Solo

Hp.

**Festivo  $\text{♩} = 79$**

Vn. I

Vn. II *put instrument down*

Va. *put instrument down*

Vc. *put instrument down*

Cb. *put instrument down*



33 turn the page of the part

34

35

Fl. 1

fl

turn the page of the part

Fl. 2

fl

turn the page of the part

Ob. 1

fl

turn the page of the part

Ob. 2

fl

turn the page of the part

Cl. in B $\flat$

fl

turn the page of the part

E $\flat$  Cl.

fl

turn the page of the part

Bn.

fl

turn the page of the part

Cbn.

fl

Hr. 1, 2 in F

Tpt. 1, 2 in B $\flat$

Tbn. 1, 2

Tuba

Timp.

Perc. 1

Perc. 2

Paper Solo

(play 11.5 times)

(could improvise a little)

Hp.

fl

Vn. I

turn the page of the part

Vn. II

fl

turn the page of the part

Va.

fl

turn the page of the part

Vc.

fl

turn the page of the part

Cb.

fl

turn the page of the part

Fl. 1

Fl. 2

Ob. 1

Ob. 2

Cl. in B $\flat$

B $\flat$  Cl.

Bn.

Cbn.

Hn. 1, 2 in F

Tpt. 1, 2 in B $\flat$

Tbn. 1, 2

Tuba

Timp.

Perc. 1

Perc. 2

Paper Solo

Hp.

Vn. I

Vn. II

Va.

Vc.

Cb.

gliss.

*f*

*p*

*fff*

*p*

Fl. 1

Fl. 2

Ob. 1

Ob. 2

Cl. in B♭

E♭ Cl.

Bn.

Cbn.

Hr. 1, 2 in F

Tpt. 1, 2 in B♭

Tbn. 1, 2

Tuba

Timp.

Perc. 1

Perc. 2

Paper Solo

Hp.

Vn. I

Vn. II

Va.

Vc.

Cb.

43 44 45

Fl. 1 pick up instrument

Fl. 2 pick up instrument

Ob. 1 pick up instrument

Ob. 2 pick up instrument

CL in B $\flat$  pick up instrument

E $\flat$  CL pick up instrument (Bs. Cl.)

Bn. pick up instrument

Cbn. pick up instrument

Hr. 1, 2 in F *mp*

Tpt. 1, 2 in B $\flat$  *mp*

Tbn. 1, 2 *mp*

Tuba *mp*

Timp. *f*

Perc. 1 *f*

Perc. 2 *f*

Paper Solo

Hp.

Vn. I

Vn. II pick up instrument pizz. without holding bow *f*

Va. pick up instrument pizz. without holding bow *f*

Vc. pick up instrument pizz. without holding bow *f*

Cb. pick up instrument pizz. without holding bow *f*

46 47 48

Fl. 1

Fl. 2

Ob. 1

Ob. 2

CL.  
in B $\flat$

Bs. Cl.  
in B $\flat$

Bn.

Cbn.

Hn. 1, 2  
in F

Tpt. 1, 2  
in B $\flat$

Tbn. 1, 2

Tuba

Timp.

Perc. 1

Perc. 2

Paper Solo

Hp.

Vn. I

Vn. II

Va.

Vc.

Cb.

*f* *p* *fff* *p*

*gliss.*

49 50 51

Fl. 1

Fl. 2

Ob. 1

Ob. 2

Cl. in B $\flat$

Bs. Cl. in B $\flat$

Bn.

Cbn.

Hr. 1, 2 in F

Tpt. 1, 2 in B $\flat$

Tbn. 1, 2

Tuba

Timp.

Perc. 1

Perc. 2

Paper Solo

Hp.

Vn. I

Vn. II

Va.

Vc.

Cb.

Fl. 1

Fl. 2

Ob. 1

Ob. 2

Cl. in Bb

Bs. Cl. in Bb

Bn.

Cbn.

Hn. 1, 2 in F

Tpt. 1, 2 in Bb

Tbn. 1, 2

Tuba

Timp.

Perc. 1

Perc. 2

Paper Solo

Hp.

Vn. I

Vn. II

Va.

Vc.

Cb.

Fl. 1

Fl. 2

Ob. 1

Ob. 2

Cl.  
in B $\flat$

Bs. Cl.  
in B $\flat$

Bn.

Cbn.

Hr. 1, 2  
in F

Tpt. 1, 2  
in B $\flat$

Tbn. 1, 2

Tuba

Timp.

Perc. 1

Perc. 2

Paper Solo

Hp.

Vn. I

Vn. II

Va.

Vc.

Cb.

pick up bow

sul G

arco

fff



Fl. 1

Fl. 2

Ob. 1

Ob. 2

Cl. in Bb

Bs. Cl. in Bb

Bn.

Cbn.

Hr. 1, 2 in F

Tpt. 1, 2 in Bb

Tbn. 1, 2

Tuba

Timp.

Perc. 1

Perc. 2

Paper Solo

Paper Head Drum

Paper Box Drum

Hp.

Vn. I

Vn. II

Va.

Vc.

Cb.

*gliss.*

*f*

*ff*

Fl. 1

Fl. 2

Ob. 1

Ob. 2

Cl.  
in B $\flat$

Bs. Cl.  
in B $\flat$

Bn.

Cbn.

Hn. 1, 2  
in F

Tpt. 1, 2  
in B $\flat$

Tbn. 1, 2

Tuba

Timp.  $\text{f}$  Timp. use brushes  $\text{fff}$

Perc. 1  $\text{f}$  Paper Screen  $\text{fff}$

Perc. 2  $\text{f}$  Paper Screen  $\text{fff}$

Paper Solo  $\text{f}$  Paper Head Drum

Hp.

Vn. I  $\text{fff}$

Vn. II  $\text{fff}$

Va.  $\text{fff}$

Vc.  $\text{fff}$

Cb.  $\text{fff}$

FL 1

FL 2

Ob. 1

Ob. 2

Cl. in B $\flat$

Bs. Cl. in B $\flat$

Bn.

Cbn.

Hn. 1, 2 in F

Tpt. 1, 2 in B $\flat$

Tbn. 1, 2

Tuba

Timp.

Perc. 1

Perc. 2

Paper Solo

Hp.

Vn. I

Vn. II

Va.

Vc.

Cb.

*p dolce*

*p*

*fff*

*p*

*mf*

*sf*

*mp*

*gliss.*

*p dolce*

*p*

*fff*

*p*

*gliss.*

*mf*

67 68 69

Fl. 1

Fl. 2

Ob. 1

Ob. 2

Cl.  
in B $\flat$

Bs. Cl.  
in B $\flat$

Bn.

Cbn.

Hn. 1, 2  
in F

Tpt. 1, 2  
in B $\flat$

Tbn. 1, 2

Tuba

Timp.

Perc. 1

Perc. 2

Paper Solo

Hp.

Vn. I

Vn. II

Va.

Vc.

Cb.

Fl. 1

Fl. 2

Ob. 1

Ob. 2

Cl. in B $\flat$

Bs. Cl. in B $\flat$

Bn.

Cbn.

Hrn. 1, 2 in F

Tpt. 1, 2 in B $\flat$

Tbn. 1, 2

Tuba

Timp.

Perc. 1

Perc. 2

Paper Solo

Hp.

Vn. I

Vn. II

Va.

Vc.

Ob.

Fl. 1

Fl. 2

Ob. 1

Ob. 2

Cl.  
in B $\flat$

Bs. Cl.  
in B $\flat$

Bn.

Cbn.

Hr. 1, 2  
in F

Tpt. 1, 2  
in B $\flat$

Tbn. 1, 2

Tuba

Timp.

Perc. 1

Perc. 2

Paper Solo

Hp.

Vn. I

Vn. II

Va.

Vc.

Cb.

*f dolce* *p*

*f dolce* *p*

*f dolce* *p*

*f dolce* *p*

*f dolce* *p*

*ff* *ff*

*ff* *ff*

*ff* *ff*

*sf* *sf* *sf* *ff*

*sf* *sf* *sf* *ff* *gliss.*

*ff* *ff*

*ff*

*ff*

*ff* *gliss.*

*f gliss.* *p*

*f gliss.* *p*

*f gliss.* *p*

*f gliss.* *p*

*f gliss.* *p*

*f gliss.*

76 77 78

Fl. 1

Fl. 2

Ob. 1

Ob. 2

Cl. in B $\flat$

Bs. Cl. in B $\flat$

Bn.

Cbn.

Hn. 1, 2 in F

Tpt. 1, 2 in B $\flat$

Tbn. 1, 2

Tuba

Timp.

Perc. 1

Perc. 2

Paper Solo

Hp.

Vn. I

Vn. II

Va.

Vc.

Cb.

79 80 81

Fl. 1

Fl. 2

Ob. 1

Ob. 2

Cl. in B $\flat$

Bs. Cl. in B $\flat$

Bn.

Cbn.

Hrn. 1, 2 in F

Tpt. 1, 2 in B $\flat$

Tbn. 1, 2

Tuba

Timp.

Perc. 1

Perc. 2

Paper Solo

Hp.

Vn. I

Vn. II

Va.

Vc.

Cb.

*f* *tr* *gliss.* *gliss.* *div.* *div.* *mp* *p* *use mallets*



[illegible]

Fl. 1

Fl. 2

Ob. 1

Ob. 2

Cl.  
in B $\flat$

Bs. Cl.  
in B $\flat$

Bn.

Cbn.

Hn. 1, 2  
in F

Tpt. 1, 2  
in B $\flat$

Tbn. 1, 2

Tuba

Timp.

Perc. 1

Perc. 2

Paper Solo

Hp.

Vn. I

Vn. II

Va.

Vc.

Cb.

*f* *sf* *sim.* *f* *mp* *cresc.* *fff* *f* *p* *mp* *cresc.* *div.*



[illegible]

<sup>98</sup> Allegro Vivace  $\text{♩} = 138$  <sup>99</sup>

Fl. 1

Fl. 2

Ob. 1

Ob. 2

Cl. in B $\flat$

Bs. Cl. in B $\flat$

Bn.

Cbn.

Hr. 1, 2 in F

Tpt. 1, 2 in B $\flat$

Tbn. 1, 2

Tuba

Timp.

Perc. 1

Perc. 2

Paper Solo

Hp.

Vn. I

Vn. II

Va.

Vc.

Cb.

Allegro Vivace  $\text{♩} = 138$

Fl. 1

Fl. 2

Ob. 1

Ob. 2

Cl. in B $\flat$

Bs. Cl. in B $\flat$

Bn.

Cbn.

Hr. 1, 2 in F

Tpt. 1, 2 in B $\flat$

Tbn. 1, 2

Tuba

Timp.

Perc. 1

Perc. 2

Paper Solo

Hp.

Vn. I

Vn. II

Va.

Vc.

Cb.